

PFe2

Reverserbara fläkthjul med justerbar bladvinkel
Reversible impellers with adjustable pitch angle

Akrons reverserbara axialfläkthjul PFe2 med justerbara blad möjliggör optimering för maximal prestanda. PFe2 har en unik konstruktion i såväl nav som blad och ger oöverträffad driftsekonomi utan att göra avkall på funktionen.

Akron's reversible axial impellers PFe2 with adjustable blades allow optimization for maximum performance. The unique design of the PFe2 hub and blades result in unsurpassed operational economy without decreasing functionality.

PFe2-hjulen består av ett nav med ett antal påmonterade blad. Naven finns i två storlekar, 28 och 35cm. Fläkthjul PFe2-28 tillhandahålls i storlekar 071 - 100 och PFe2-35 i storlekar 112 - 125.

The PFe2 impellers consist of a number of blades mounted on a hub. The hubs are available in two sizes, 28 and 35cm. PFe2-28 impellers are available in sizes 071 - 100 and PFe2-35 in sizes 112 - 135.

Naven är uppbyggda av gjutgods i aluminiumlegering EN-AB-44100 och rostfritt stål EN-1.4301. Bladen är uppbyggda av strängpressad aluminiumlegering 6060 F22-T6. Nav och blad är avsedda för temperaturer upp till 200C och miljöer utan korrosiva komponenter såsom klorider, syror etc.

The hubs are built from castings of alluminium alloy EN-AB-44100 and stainless steel EN-1.4301. The blades are made from extruded aluminium alloy 6060 F22-T6. Hubs and blades are intended for temperatures up to 200C and environments without corrosive components such as chlorides, acids etc.

Diagrammen för PFe2 gäller för fläkthjul installerade i Akrons premiumfläktar AEC och AER. De gäller för luftdensitet 1,2kg/m^3 och för den rekommenderade motorstorlekens varvtal vid 50Hz. Diagrammen visar tryckskillnaden Δp_s mellan en kammare uppströms fläkten och en kammare nedströms fläkten.

The diagrams for PFe2 are valid for impellers fitted in Akron's premium fans AEC and AER. They are applicable for air density 1,2kg/m^3 and for the recommended motor size's speed at 50Hz. The diagrams show the pressure difference Δp_s between a chamber upstream of the fan and a chamber downstream of the fan.

AB Akronmaskiner • 531 94 Järpås, Sweden • tel +46 (0)510-914 00 • info@akron.se • www.akron.se

071 - 080

PFe2 28-06-071 4p

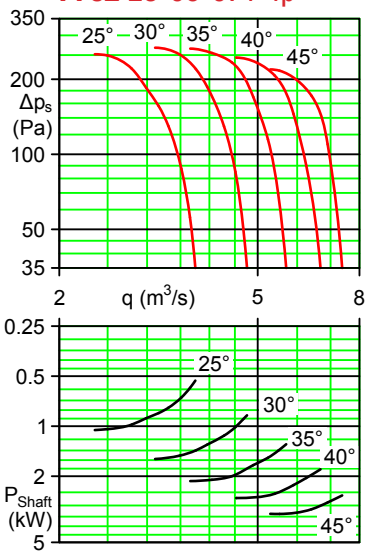

PFe2 28-06-080 4p

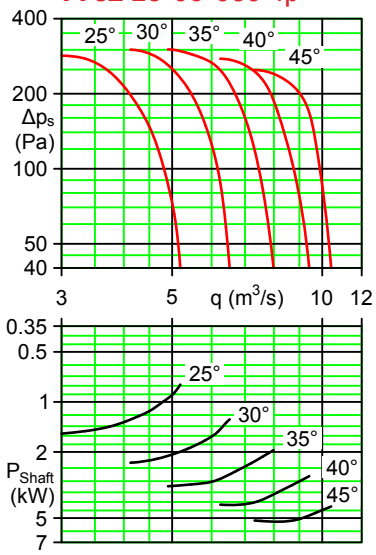

PFe2 28-09-080 4p

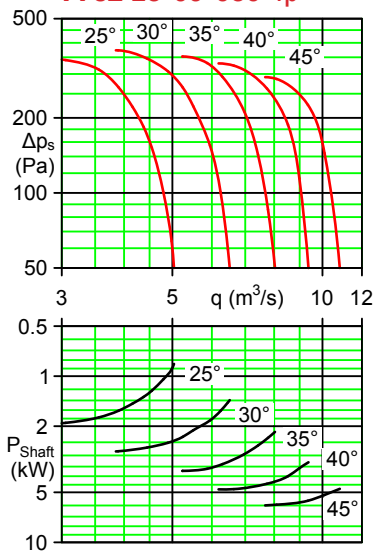

090

PFe2 28-06-090 4p

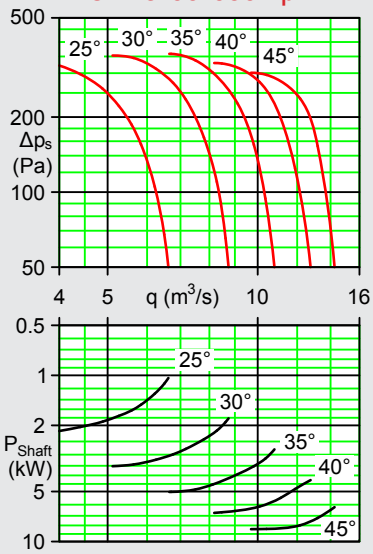

PFe2 28-09-090 4p

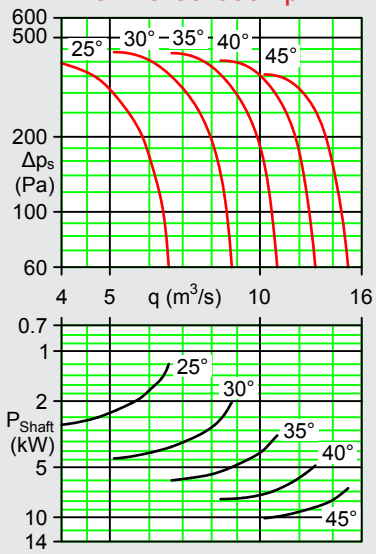

PFe2 28-12-090 4p

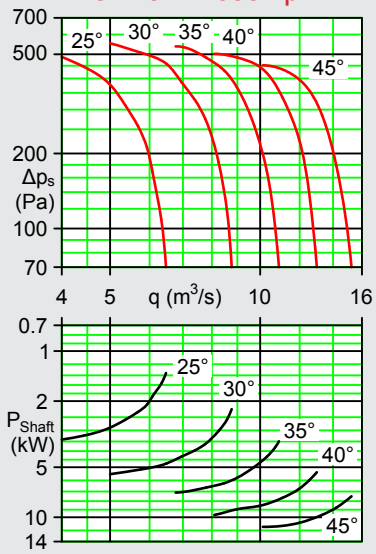

100

PFe2 28-06-100 4p

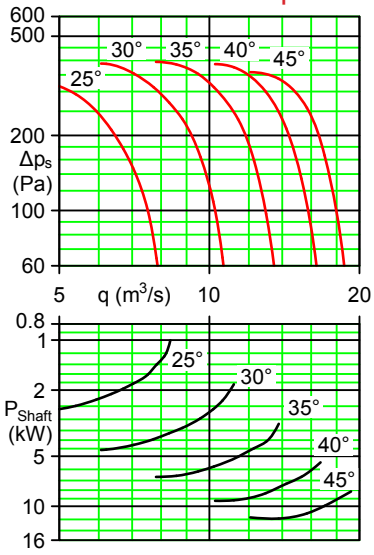

PFe2 28-09-100 4p

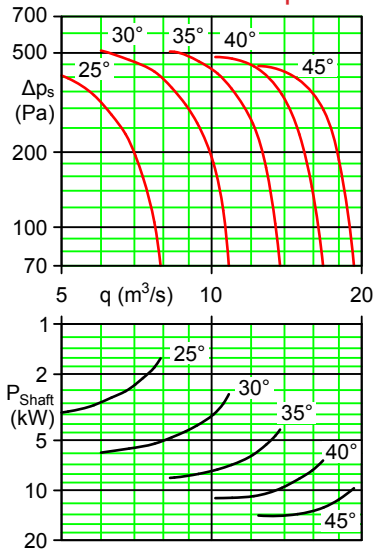

PFe2 28-12-100 4p

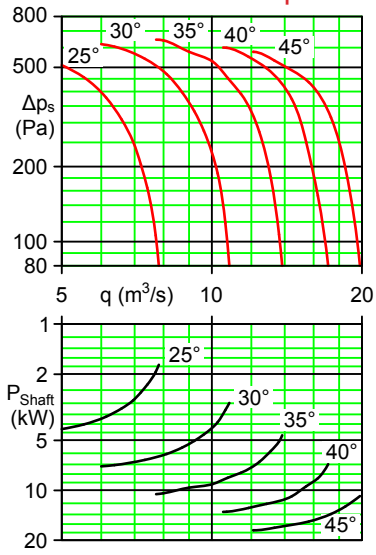

112

PFe2 35-06-112 4p

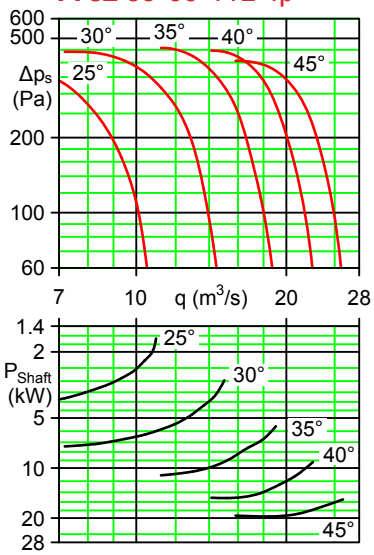

PFe2 35-09-112 4p

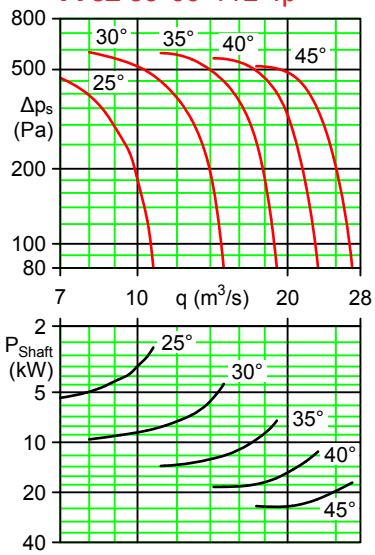

PFe2 35-12-112 4p

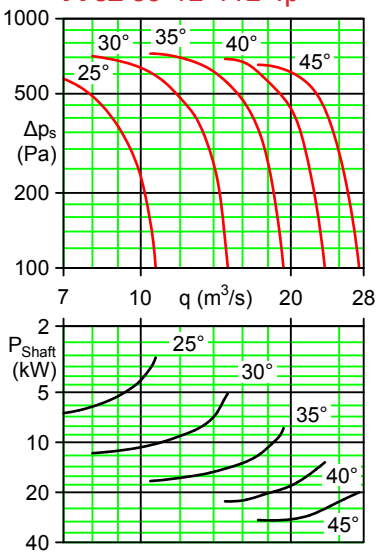

125 4p

PFe2 35-06-125 4p

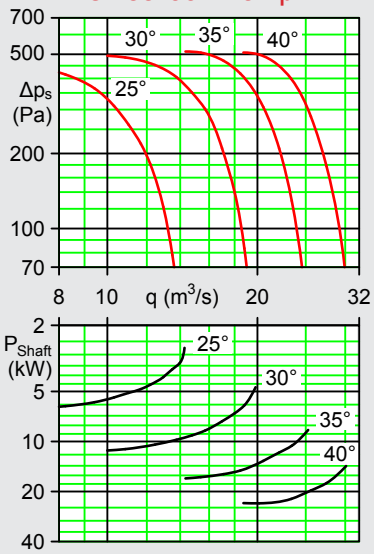

PFe2 35-09-125 4p

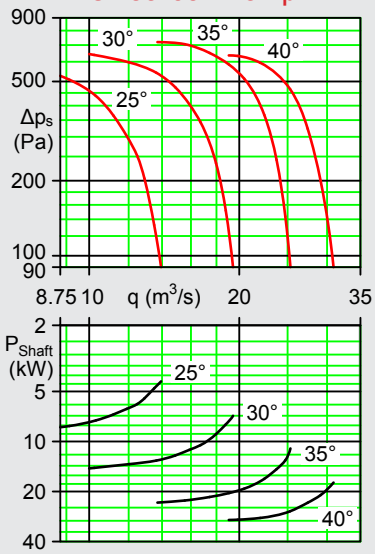

PFe2 35-12-125 4p

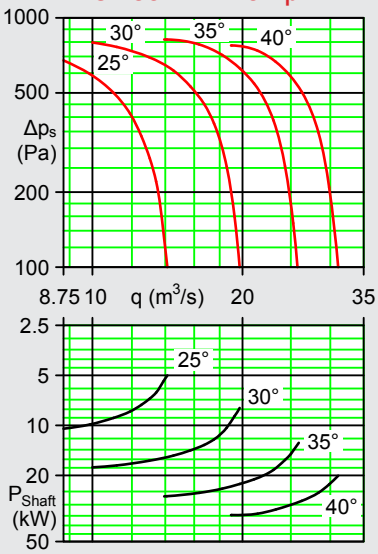

125 6p

PFe2 35-06-125 6p

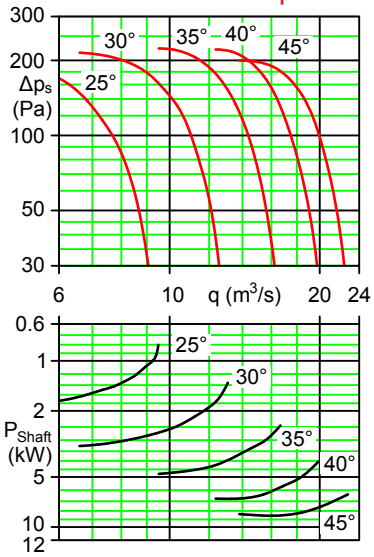

PFe2 35-09-125 6p

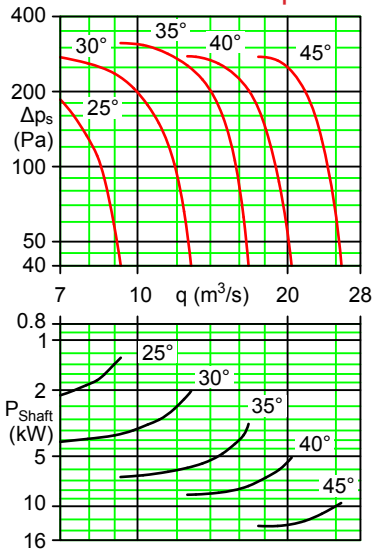
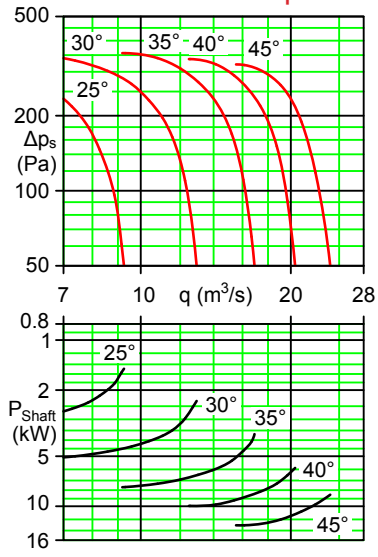
PFe2 35-12-125 6p